

---

---

**Micrographics — ISO character and ISO  
test chart No. 1 — Description and use**

*Micrographie — Caractère ISO et mire ISO N° 1 — Description et  
utilisation*

STANDARDSISO.COM : Click to view the full PDF of ISO 446:2004



**PDF disclaimer**

This PDF file may contain embedded typefaces. In accordance with Adobe's licensing policy, this file may be printed or viewed but shall not be edited unless the typefaces which are embedded are licensed to and installed on the computer performing the editing. In downloading this file, parties accept therein the responsibility of not infringing Adobe's licensing policy. The ISO Central Secretariat accepts no liability in this area.

Adobe is a trademark of Adobe Systems Incorporated.

Details of the software products used to create this PDF file can be found in the General Info relative to the file; the PDF-creation parameters were optimized for printing. Every care has been taken to ensure that the file is suitable for use by ISO member bodies. In the unlikely event that a problem relating to it is found, please inform the Central Secretariat at the address given below.

STANDARDSISO.COM : Click to view the full PDF of ISO 446:2004

© ISO 2004

All rights reserved. Unless otherwise specified, no part of this publication may be reproduced or utilized in any form or by any means, electronic or mechanical, including photocopying and microfilm, without permission in writing from either ISO at the address below or ISO's member body in the country of the requester.

ISO copyright office  
Case postale 56 • CH-1211 Geneva 20  
Tel. + 41 22 749 01 11  
Fax + 41 22 749 09 47  
E-mail [copyright@iso.org](mailto:copyright@iso.org)  
Web [www.iso.org](http://www.iso.org)

Published in Switzerland

# Contents

Page

Foreword.....	iv
Introduction .....	v
1 Scope.....	1
2 Normative references .....	1
3 Terms and definitions.....	1
4 Description and use of the ISO character .....	2
4.1 Description .....	2
4.2 Use.....	2
5 Production of ISO test chart No. 1 .....	2
5.1 Base.....	2
5.2 Test chart lay-out .....	4
5.3 Density-measuring areas .....	6
5.4 Identification.....	6
5.5 Certification of ISO No. 1 test charts .....	7
6 Procedure for using ISO test chart No. 1.....	7
6.1 Method.....	7
6.2 Density of the film .....	7
6.3 Legibility control .....	7

## Foreword

ISO (the International Organization for Standardization) is a worldwide federation of national standards bodies (ISO member bodies). The work of preparing International Standards is normally carried out through ISO technical committees. Each member body interested in a subject for which a technical committee has been established has the right to be represented on that committee. International organizations, governmental and non-governmental, in liaison with ISO, also take part in the work. ISO collaborates closely with the International Electrotechnical Commission (IEC) on all matters of electrotechnical standardization.

International Standards are drafted in accordance with the rules given in the ISO/IEC Directives, Part 2.

The main task of technical committees is to prepare International Standards. Draft International Standards adopted by the technical committees are circulated to the member bodies for voting. Publication as an International Standard requires approval by at least 75 % of the member bodies casting a vote.

Attention is drawn to the possibility that some of the elements of this document may be the subject of patent rights. ISO shall not be held responsible for identifying any or all such patent rights.

ISO 446 was prepared by Technical Committee ISO/TC 171, *Document management applications*, Subcommittee SC 1, *Quality*.

This third edition cancels and replaces the second edition (ISO 446:1991), which has been technically revised.

## Introduction

Most processes produce images of lower quality; among others diffusion transfer, if it still exists, is capable of enhancing quality. This degradation may go so far as to make the information illegible. Poor legibility may also cause visual fatigue after prolonged viewing.

The legibility of an image can be assessed by measuring the limit of resolution, i.e. the ability to distinguish lines in different directions. However, the limit of resolution corresponds to a quality level insufficient to permit easy reading, and to prolong it without visual fatigue.

A criterion which better simulates actual working conditions was sought. The ISO character, which is a conventional character similar to typefaces used in the printing industry, the outline and details of which should be distinguished without difficulty, meets these requirements.

The main practical applications of the ISO character are based on the following experimental properties.

- a) If a particular reproduction process gives an identifiable image from a group of ISO characters of a certain height, it can be assumed that the same process will produce, from a printed text of comparable typeface size, a satisfactory image and, in particular, one that is sharp enough to be read, without undue visual fatigue for the viewer.
- b) In general, the identification of the same limiting group of ISO characters by different observers gives substantially identical results.

Care should be taken when referencing this International Standard in other standards. Some countries do not use this standard or use alternative standards (such as ISO 3334:1989, *Micrographics — ISO resolution test chart No. 2 — Description and use*).



# Micrographics — ISO character and ISO test chart No. 1 — Description and use

## 1 Scope

This International Standard specifies the characteristics of the black and white ISO character and of the ISO test chart No. 1, as well as their use.

It applies to the quality control of the microimages produced with a given micrographic system and the assessment of the potential legibility of the documents recorded using that system.

## 2 Normative references

The following referenced documents are indispensable for the application of this document. For dated references, only the edition cited applies. For undated references, the latest edition of the referenced document (including any amendments) applies.

ISO 3:1973, *Preferred numbers — Series of preferred numbers*

ISO 5-2:2001, *Photography — Density measurements — Part 2: Geometric conditions for transmission density*

ISO 5-3:1995, *Photography — Density measurements — Part 3: Spectral conditions*

ISO 5-4:1995, *Photography — Density measurements — Part 4: Geometric conditions for reflection density*

ISO 2471:1998, *Paper and board — Determination of opacity (paper backing) — Diffuse reflectance method*

ISO 6196-1:1993, *Micrographics — Vocabulary — Part 1: General terms*

180 6196-2:1993, *Micrographics — Vocabulary — Part 2: Image positions and methods of recording*

ISO 6196-3:1997, *Micrographics — Vocabulary — Part 3: Film processing*

ISO 6196-4:1998, *Micrographics — Vocabulary — Part 4: Materials and packaging*

ISO 6196-5:1987, *Micrographics — Vocabulary — Part 5: Quality of images, legibility, inspection*

ISO 6196-6:1992, *Micrographics — Vocabulary — Part 6: Equipment*

ISO 6200:1999, *Micrographics — First generation silver-gelatin microforms of source documents — Density specifications and method of measurement*

## 3 Terms and definitions

For the purposes of this document, the terms and definitions given in ISO 6196 apply.

## 4 Description and use of the ISO character

### 4.1 Description

The ISO character is a conventional character, similar to printing typefaces, the shape and size of which is specified below.

It consists of a regular octagon, of a given height  $c$ , with two internal parallel lines, the width of lines and spaces being  $c/7$  (see Figure 1). The tolerances of  $c$  are specified in 5.2.2.




Figure 1 — Enlarged drawing of the ISO conventional character for legibility test

The internal lines may be oriented in four different ways: vertically, horizontally, 45° to the right, and 45° to the left.

This orientation is defined by one of the following terms:

Vertical	
Horizontal	=
Right-inclined	∕∕
Left-inclined	\\

### 4.2 Use

The ISO character may be used in micrographics for making black and white or colour test charts for the quality control of microform production equipment, or microtest charts for use with viewing and printing equipment. It may also be used for controlling the quality of images produced with other techniques (photography, reprography, etc.).

## 5 Production of ISO test chart No. 1

### 5.1 Base

The test chart shall be made on either an opaque or a transparent base.



### 5.1.1 Opaque base

The test chart shall be made on a white opaque base (preferably glossy). Its visual diffuse reflection density, measured in accordance with ISO 5-3 and ISO 5-4, shall be not more than 0,08. Its opacity, measured as specified in ISO 2471, shall be greater than 85 %. This test chart shall be positive-appearing.

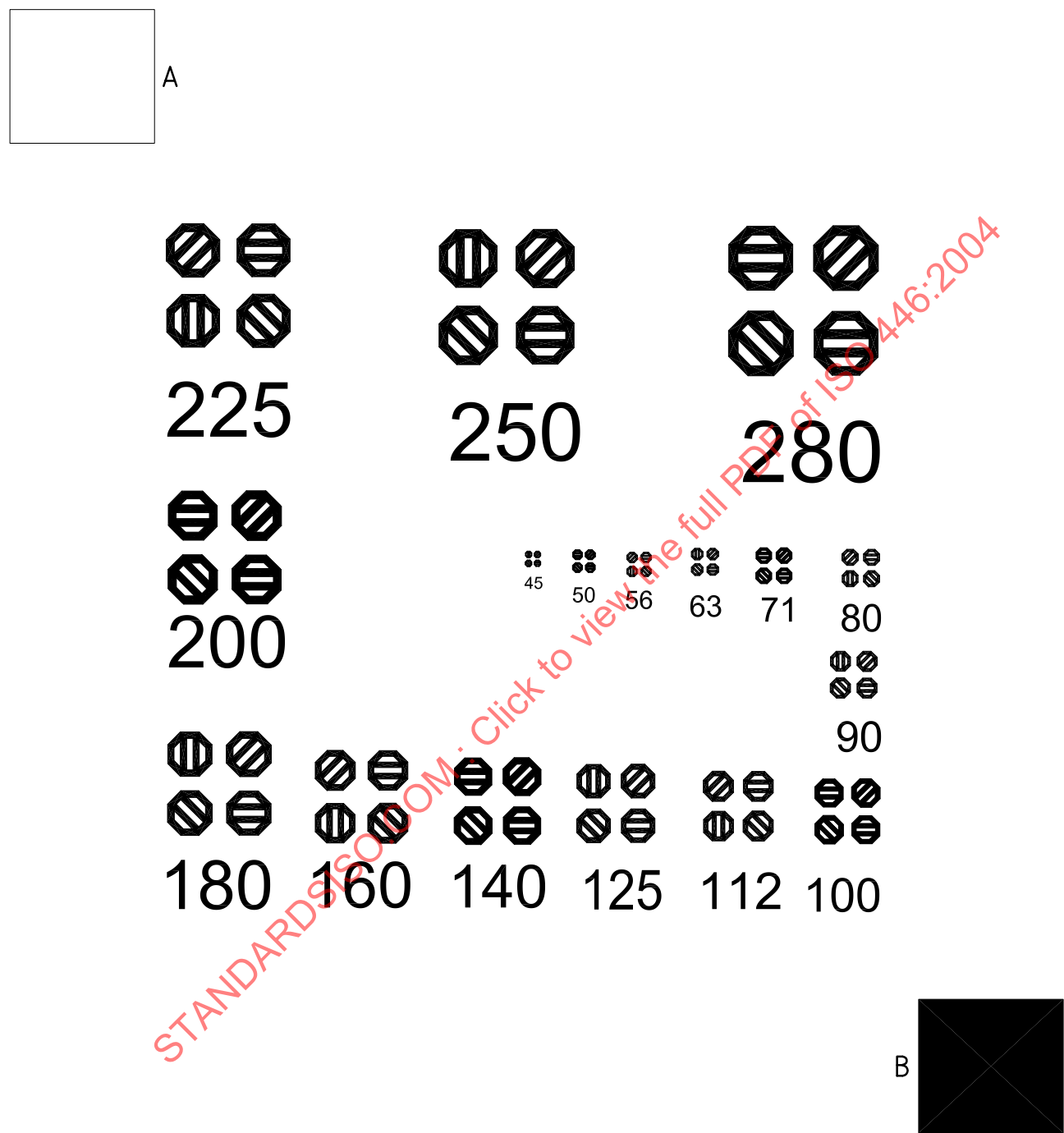
### 5.1.2 Transparent base

The test chart shall be made on a non-coloured transparent base having a maximum visual diffuse transmission density, base + fog, of 0,08 measured in accordance with ISO 5-2 and ISO 5-3. This test chart may be positive-appearing or negative-appearing.

STANDARDSISO.COM : Click to view the full PDF of ISO 446:2004

5.2 Test chart lay-out

ISO test chart No. 1 consists of groups of ISO characters arranged as shown in Figure 2.



NOTE The numbers shown in this figure are the values given in 5.2.2 divided by 10 µm.

This illustration is not to be used for testing.

Figure 2 — Sample layout of ISO test chart No. 1

### 5.2.1 Group of characters

Each group comprises four ISO characters of the same size, each of different orientation (see 4.1).

The characters shall be arranged in a square pattern as shown in Figure 3 and shall be oriented randomly.

The minimum space between two characters, horizontally and vertically, shall be  $2c/7$ .

The minimum space between two groups of characters shall be  $2c/7$  of the smallest character of the two groups.




Figure 3 — Examples of groups of ISO characters

### 5.2.2 Sizes of characters

Dimension  $c$ , in micrometres, of the four characters of each group shall be established by reference to the R 20 series of preferred numbers specified in ISO 3:

450	500	560	630	710	800	900
1000	1120	1250	1400	1600	1800	2000
2250	2500	2800				

The white and black lines within each group of four characters shall have the same widths, with a tolerance of  $\pm 7 \mu\text{m}$ , measured on each character segment (see Figure 4). However, the maximum tolerance on these dimensions ( $c/7$ ) shall be  $\pm 2 \%$ .

### 5.2.3 Contrast

The minimum visual diffuse density difference between the base and the characters shall be 3,0 for test charts on a film base and 1,6 for test charts on paper.