
Fine bubble technology — Agricultural applications —

Part 4:

**Test method for evaluating the
number concentration of ultrafine
bubbles (UFB) achieving the
promotion of barley seed germination**

STANDARDSISO.COM : Click to view the full PDF of ISO 23016-4:2023



STANDARDSISO.COM : Click to view the full PDF of ISO 23016-4:2023



COPYRIGHT PROTECTED DOCUMENT

© ISO 2023

All rights reserved. Unless otherwise specified, or required in the context of its implementation, no part of this publication may be reproduced or utilized otherwise in any form or by any means, electronic or mechanical, including photocopying, or posting on the internet or an intranet, without prior written permission. Permission can be requested from either ISO at the address below or ISO's member body in the country of the requester.

ISO copyright office
CP 401 • Ch. de Blandonnet 8
CH-1214 Vernier, Geneva
Phone: +41 22 749 01 11
Email: copyright@iso.org
Website: www.iso.org

Published in Switzerland

Contents

Page

Foreword.....	iv
Introduction.....	v
1 Scope.....	1
2 Normative references.....	1
3 Terms and definitions.....	1
4 Requirements for UFB water used.....	1
5 Basic characteristics of UFB water relevant to promotion of barley seed germination ^[1]	2
6 Assessment of the adequacy of UFB number concentration ^[1]	3
6.1 General.....	3
6.2 Case 1: UFB1 water results in greater promotion effect than UFB2 water.....	3
6.3 Case 2: UFB1 and UFB2 waters result in similar promotion effect.....	5
6.4 Case 3: UFB1 water results in suppression of germination comparing to UFB2 water.....	7
7 Test report.....	9
Annex A (informative) Example of measured data of UFB's promotion effect on another variety of barley seed (Ichibanboshi) than that of 'Yumesakiboshi'.....	10
Annex B (informative) Attributes (storage duration and storage temperature) of seeds that can affect the degree of seed germination.....	11
Bibliography.....	12

Foreword

ISO (the International Organization for Standardization) is a worldwide federation of national standards bodies (ISO member bodies). The work of preparing International Standards is normally carried out through ISO technical committees. Each member body interested in a subject for which a technical committee has been established has the right to be represented on that committee. International organizations, governmental and non-governmental, in liaison with ISO, also take part in the work. ISO collaborates closely with the International Electrotechnical Commission (IEC) on all matters of electrotechnical standardization.

The procedures used to develop this document and those intended for its further maintenance are described in the ISO/IEC Directives, Part 1. In particular, the different approval criteria needed for the different types of ISO document should be noted. This document was drafted in accordance with the editorial rules of the ISO/IEC Directives, Part 2 (see www.iso.org/directives).

ISO draws attention to the possibility that the implementation of this document may involve the use of (a) patent(s). ISO takes no position concerning the evidence, validity or applicability of any claimed patent rights in respect thereof. As of the date of publication of this document, ISO had not received notice of (a) patent(s) which may be required to implement this document. However, implementers are cautioned that this may not represent the latest information, which may be obtained from the patent database available at www.iso.org/patents. ISO shall not be held responsible for identifying any or all such patent rights.

Any trade name used in this document is information given for the convenience of users and does not constitute an endorsement.

For an explanation of the voluntary nature of standards, the meaning of ISO specific terms and expressions related to conformity assessment, as well as information about ISO's adherence to the World Trade Organization (WTO) principles in the Technical Barriers to Trade (TBT), see www.iso.org/iso/foreword.html.

This document was prepared by Technical Committee ISO/TC 281, *Fine bubble technology*.

A list of all parts in the ISO 23016 series can be found on the ISO website.

Any feedback or questions on this document should be directed to the user's national standards body. A complete listing of these bodies can be found at www.iso.org/members.html.

Introduction

Fine bubble (FB) technology is increasingly attracting attention in numerous different fields. In the agriculture and aquaculture fields, ultrafine bubbles (UFBs) have been widely and practically used to accelerate the growth of plants and fish (air or oxygen UFBs). However, a lot of cases reported in recent years are field data, some of which are not supported statistically.

In the light of this situation of scientifically insufficient information on fine bubble technology in agriculture, this document has been developed to establish standards in this area focusing on a method to find an adequate number concentration of UFBs demonstrating the effect for promoting the germination of barley seeds.

A test method for the promotion of the germination of barley seeds has been published as ISO 23016-2 and a guideline of the minimum viable number concentration of UFBs for promoting the germination of barley seeds has been published as ISO/TR 23016-3. Successive accumulation of data, however, revealed that a positive/negative effect on germination appears depending on the variety of barley seed. Therefore, a method to assess the UFB number concentration which assures the promotion of germination irrespective of variety is needed for popularizing this technology.

STANDARDSISO.COM : Click to view the full PDF of ISO 23016-4:2023

Fine bubble technology — Agricultural applications —

Part 4:

Test method for evaluating the number concentration of ultrafine bubbles (UFB) achieving the promotion of barley seed germination

1 Scope

This document specifies a method to assess the ultrafine bubble (UFB) number concentration in order to find whether the number concentration of UFB generated by users is in the adequate range for promoting the barley seed germination stably irrespective of seed variety conforming to ISO 23016-2 and ISO/TR 23016-3.

2 Normative references

The following documents are referred to in the text in such a way that some or all of their content constitutes requirements of this document. For dated references, only the edition cited applies. For undated references, the latest edition of the referenced document (including any amendments) applies.

ISO 23016-2:2019, *Fine bubble technology — Agricultural applications — Part 2: Test method for evaluating the promotion of the germination of barley seeds*

ISO/TR 23016-3, *Fine bubble technology — Agricultural applications — Part 3: Guidelines for the minimum viable number concentration of ultrafine bubbles for promoting the germination of barley seeds*

ISO 21255, *Fine bubble technology — Storage and transportation of ultrafine bubble dispersion in water*

3 Terms and definitions

For the purposes of this document, the terms and definitions given in ISO 23016-2 and ISO/TR 23016-3 apply.

ISO and IEC maintain terminology databases for use in standardization at the following addresses:

- ISO Online browsing platform: available at <https://www.iso.org/obp>
- IEC Electropedia: available at <https://www.electropedia.org/>

4 Requirements for UFB water used

The items subject to the test shall be air UFB water stored in bottles or other containers for preservation and transport in accordance to ISO 21255, and the UFB generating system used to generate UFB water. UFB water shall be generated by supplying raw water to the UFB generating system. Distilled water with a quality of A2¹⁾ or greater shall be used as raw water according to ISO 23016-2.

The size, quantity and concentration of UFB in UFB water shall be measured. For the generation of air UFB in water, a pressure dissolution system, whose pressure just after the pressurizing pump is around 700 kPa and that at the saturator is around 300 kPa was used. For measurement, a commercial device

1) Electrical conductivity 0,1 mS/S (25 °C), total organic carbon (TOC) 0,5 mgC/l or less, zinc 0,5 µgZn/l or less, silica 50 µgSiO₂/l or less, chloride ions µgCl⁻/l, sulfide ions µgSO₄²⁻/l.

using particle tracking analysis (PTA) was used, whose measuring range is from 50 nm to 1 000 nm, wave length of laser light source is 635 nm, power is 40 mW, mounted camera is black and white CCD and analysis software is NTA 3.1 Build 3.1.46. Setting parameters are given in [Annex A](#). Measuring temperature was at a room temperature around 22 °C.

The UFB generating system shall be capable of supplying the UFB water described in ISO 23016-2.

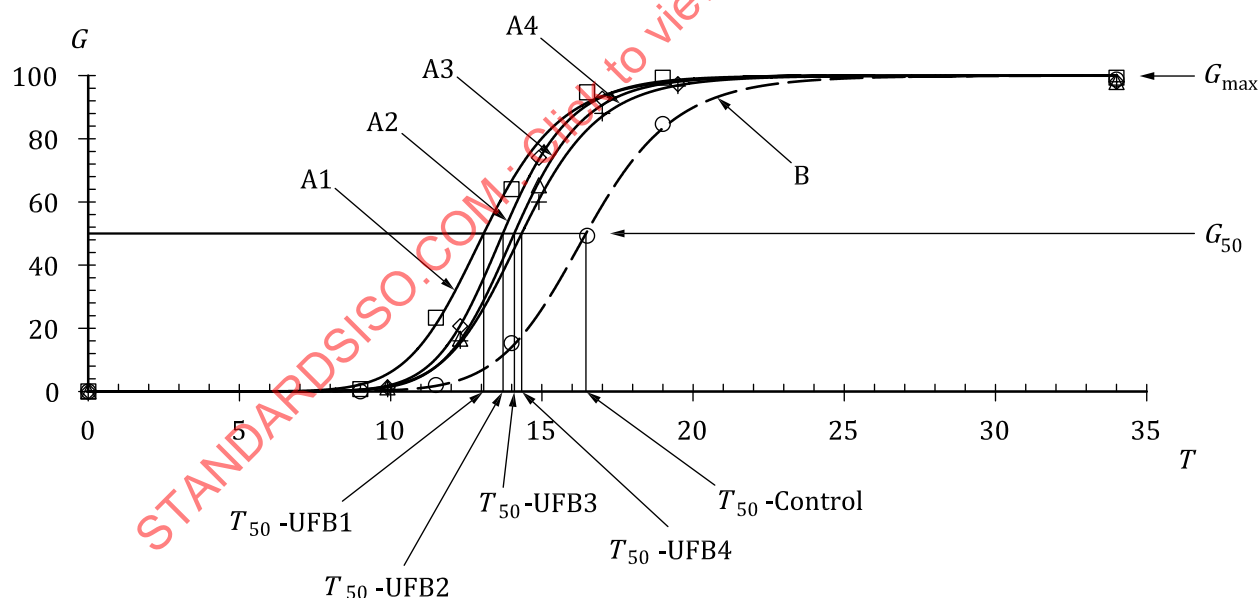
5 Basic characteristics of UFB water relevant to promotion of barley seed germination^[1]

Barley seeds of the variety 'Kobinkatagi' are used as a baseline example and they are selected according to the test procedure in ISO 23016-2.

Hollow circles in [Figure 1](#) show the observed germination ratio at each observation time of seeds in control water (distilled water) and its regression curve (S-curve) is drawn in dashed line by using ISO 23016-2:2019, Formula (2). In this case, median germination time, T_{50} -control, was 16,5 h.

Hollow rectangle, solid diamond, hollow triangle and cross symbols in [Figure 1](#) show the observed germination ratios at each observation time of which number concentrations of UFB1, UFB2, UFB3 and UFB4 are $8,5 \times 10^8/\text{ml}$, $5,0 \times 10^8/\text{ml}$, $3,8 \times 10^8/\text{ml}$ and $1,4 \times 10^8/\text{ml}$ and T_{50} -UFB1, T_{50} -UFB2, T_{50} -UFB3 and T_{50} -UFB4 are 13,1 h, 13,7 h, 14,1 h and 14,3 h, respectively. Each of the four regression curves is drawn in solid line in [Figure 1](#).

These experimental observations indicate that the relationship between T_{50} -UFB and T_{50} -control is given as T_{50} -UFB < T_{50} -control which means the improvement in germination speed in the UFB section when number concentration of UFB is in the adequate range for promoting seed germination. Thus, the basic characteristics of UFB water appears in the way that the effect of UFB water on seed germination increases with increasing number concentration of UFB.



Key

○	data at control section
□	data at UFB1 section
◇	data at UFB2 section
△	data at UFB3 section
+	data at UFB4 section
T	measurement time, expressed in hours
G	germination ratio, expressed in per cent

A_i	regression curve of germination ratio of seeds in UFB i water, $i = 1$ to 4
B	regression curve of germination ratio of seeds in control water
G_{\max}	point to reach the maximum germination ratio, expressed in per cent
G_{50}	point to reach 50 % of maximum germination ratio, expressed in hours
$T_{50}\text{-control}$	crossing time with G_{50} and the curve of control section, expressed in hours
$T_{50}\text{-UFB}i$	crossing time with G_{50} and the curve of UFB i section, expressed in hours, $i = 1$ to 4

Figure 1 — Promotion of UFB on germination of barley seeds in the case that four different UFB number concentrations from UFB1 to UFB4 are in the adequate range for promoting seed germination (Kobinkatagi)

6 Assessment of the adequacy of UFB number concentration^[1]

6.1 General

Prepare two UFB waters with different number concentrations, UFB1 and UFB2, and compare T_{50} of each germination process of barley seeds in UFB waters and in control water determined from the S-curve regression function. Here, the number concentration of UFB1 shall be higher than that of UFB2.

As a precondition, it shall be followed that barley seeds of the same quality are used. Being of the same quality is defined as such that the seeds are stored under the same conditions such as storage duration and storage temperature.

In order to assess the adequacy of UFB number concentration for promoting seed germination, the following three cases are considered sufficient.

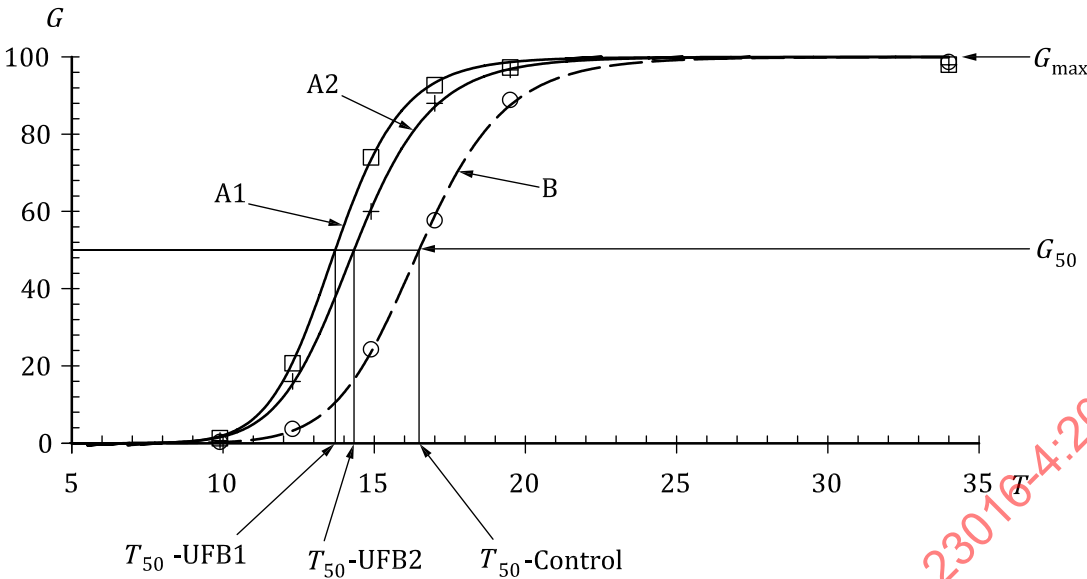
Barley seeds of the variety 'Kobinkatagi' are used in 6.2 and those of the variety 'Yumesakiboshi' are used in 6.3 and 6.4. Adding to this, barley seeds of the variety 'Ichibanboshi' are introduced in 6.3 to indicate the difference in UFB effect between the 'Yumesakiboshi' and 'Ichibanboshi' varieties of which figures are shown in Annex A. All seeds' storage duration and storage temperature are shown in Annex B.

6.2 Case 1: UFB1 water results in greater promotion effect than UFB2 water

It is clearly indicated that the relationship of $T_{50}\text{-UFB1}$ is shorter than $T_{50}\text{-UFB2}$ and that both $T_{50}\text{-UFB1}$ and $T_{50}\text{-UFB2}$ are shorter than $T_{50}\text{-control}$ as shown in Figure 2. $T_{50}\text{-UFB1}$, $T_{50}\text{-UFB2}$ and $T_{50}\text{-control}$ were 13,7 h, 14,3 h and 16,5 h, respectively. This indicates an accelerated germination speed in both UFB sections according to their number concentration. The number concentration of UFB in UFB1 water was $8,5 \times 10^8/\text{ml}$ and that in UFB2 water was $1,4 \times 10^8/\text{ml}$.

In this case, UFB2 water shall be chosen as a suitable UFB water. UFB1 water promotes also seed germination, however it is not the best choice as there can be a possible negative effect on the seeds. This is because of a possibility that there is another number concentration of UFB1' which has a number concentration lower than that of UFB1 and higher than that of UFB2 and that $T_{50}\text{-UFB1'}$ is shorter than both $T_{50}\text{-UFB1}$ and $T_{50}\text{-UFB2}$. This means that UFB1' water contains UFBs being at nearly the upper limit of number concentration which can exhibit the greatest promotion effect of seed germination without any physiological damage. Under this assumed condition, the process indicated by A1 can be understood to mean a suppression process of germination. See Case 3 in 6.4 as a reference.

Figure 3 shows 95 % confidence intervals of T_{50} values of UFB1, UFB2 and control section. Concave curves show sum squared of residuals of $T_{50}\text{-UFB1}$, $T_{50}\text{-UFB2}$ and $T_{50}\text{-control}$. The ranges between concave curves and horizontal lines show 95 % confidence intervals. Since 95 % confidence interval of UFB1 water expressed by A1 does not overlap with that of UFB2 expressed by A2, there is a significant difference in T_{50} .



Key

- data at control section
- data at UFB1 section
- ⊕ data at UFB2 section
- T measurement time, expressed in hours
- G germination ratio, expressed in per cent
- A_i regression curve of germination ratio of seeds in UFB i water, $i = 1$ and 2
- B regression curve of germination ratio of seeds in control water
- G_{max} point to reach the maximum germination ratio, expressed in per cent
- G_{50} point to reach 50 % of maximum germination ratio, expressed in hours
- $T_{50}\text{-control}$ crossing time with G_{50} and the curve of control section, expressed in hours
- $T_{50}\text{-UFB}i$ crossing time with G_{50} and the curve of UFB i section, expressed in hours, $i = 1$ and 2

Figure 2 — Case 1: number concentrations of UFBs satisfying the relationships $UFB1 > UFB2$ and $T_{50}\text{-UFB1} < T_{50}\text{-UFB2} < T_{50}\text{-control}$ (Kobinkatagi)

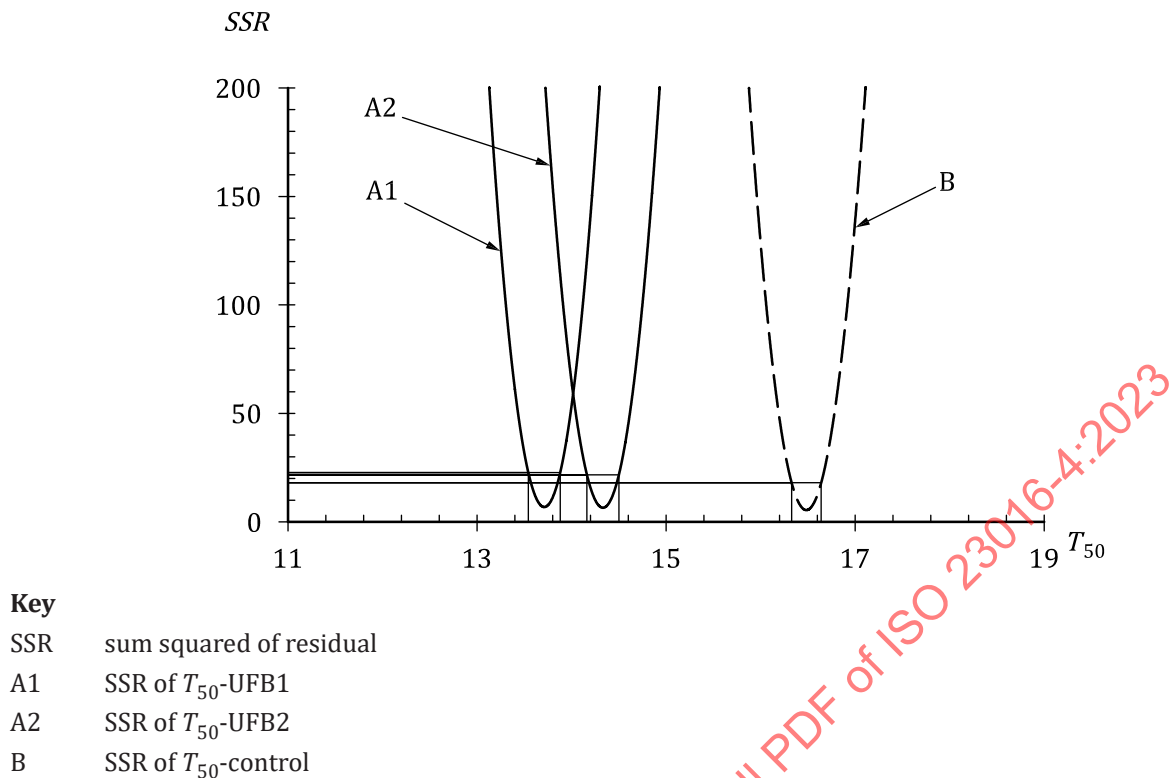


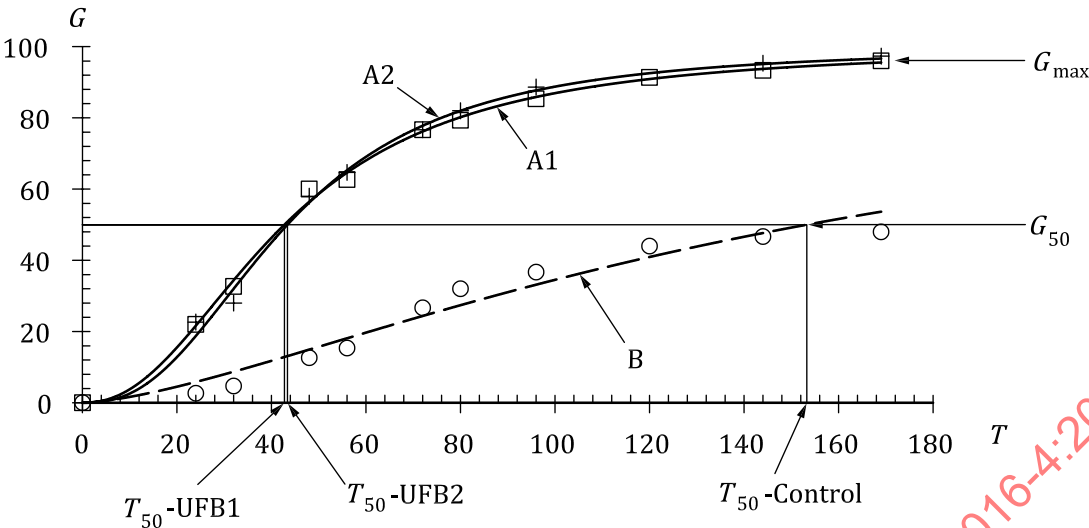
Figure 3 — Case 1: 95 % confidence intervals of T_{50} values of UFB1, UFB2 and control section

6.3 Case 2: UFB1 and UFB2 waters result in similar promotion effect

Figure 4 shows that germination processes of seeds in both UFB1 and UFB2 water are very similar. In fact, T_{50} -UFB1 and T_{50} -UFB2 were very similar with each other as 42,7 h and 43,4 h, respectively and T_{50} -control was 153,3 h. Since 95 % confidence interval of UFB1 water symbolized by A1 in Figure 5 overlaps with that of UFB2 symbolized by A2, there is not a significant difference between T_{50} -UFB1 and T_{50} -UFB2.

This indicates the UFB number concentration of both UFB1 and UFB2 sections reached the region of the upper limit at which the promotion effect appears greatest. The number concentration of UFB in UFB1 water was $3,3 \times 10^8$ /ml and that in UFB2 water was $2,5 \times 10^8$ /ml. In this case, UFB2 water shall also be chosen as a suitable UFB water.

When barley seed of another variety is used, a different UFB's promotion effect can be observed. For example, the same combination of UFB1 and UFB2 water described above was applied to another barley seed variety 'Ichibanboshi', UFB1 water exhibited clearly higher promotion effect than UFB2 water as shown in Figure A.1. This example supports indirectly that the germination processes of barley seed variety 'Yumesakiboshi' shown in Figure 4 means the greatest promotion effect on germination.



Key

- data at control section
- data at UFB1 section
- + data at UFB2 section
- T measurement time, expressed in hours
- G germination ratio, expressed in per cent
- A_i regression curve of germination ratio of seeds in UFB i water, $i = 1$ and 2
- B regression curve of germination ratio of seeds in control water
- G_{max} point to reach the maximum germination ratio, expressed in per cent
- G_{50} point to reach 50 % of maximum germination ratio, expressed in hours
- $T_{50}\text{-control}$ crossing time with G_{50} and the curve of control section, expressed in hours
- $T_{50}\text{-UFB}i$ crossing time with G_{50} and the curve of UFB i section, expressed in hours, $i = 1$ and 2

Figure 4 — Case 2: number concentrations of UFBs are in the relationships $UFB1 > UFB2$ and $T_{50}\text{-UFB1} = T_{50}\text{-UFB2} < T_{50}\text{-control}$ (Yumesakiboshi)

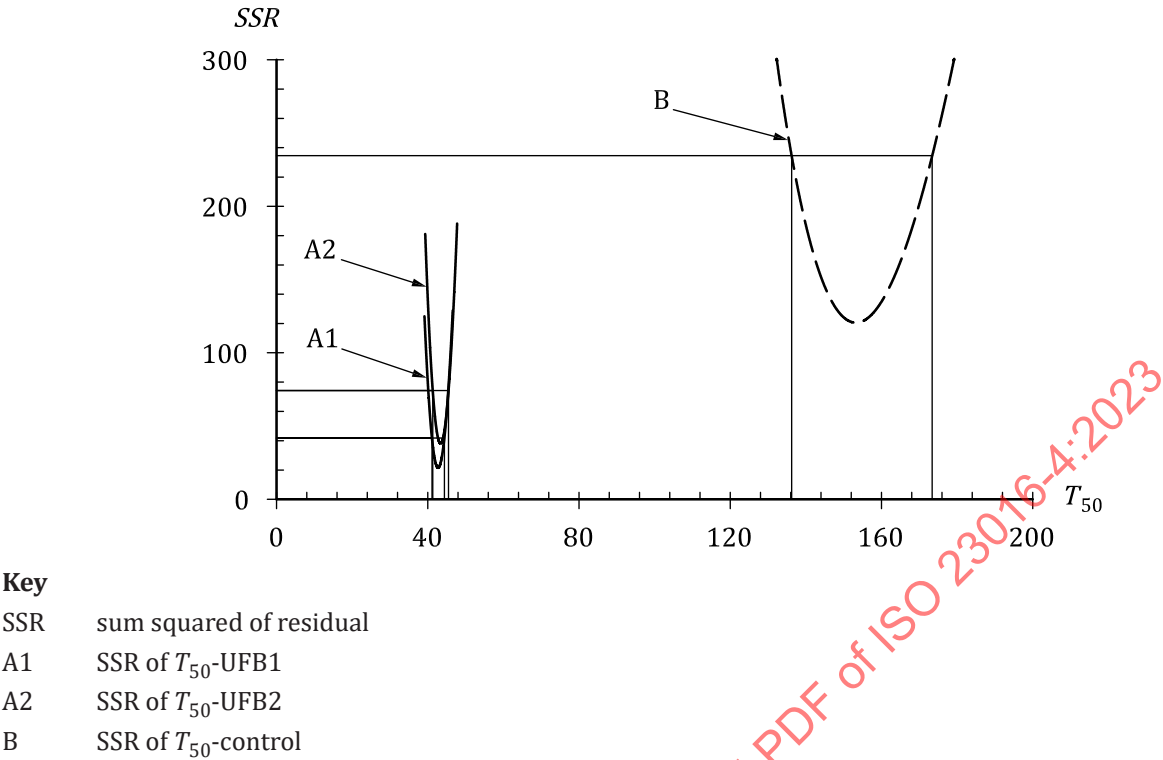
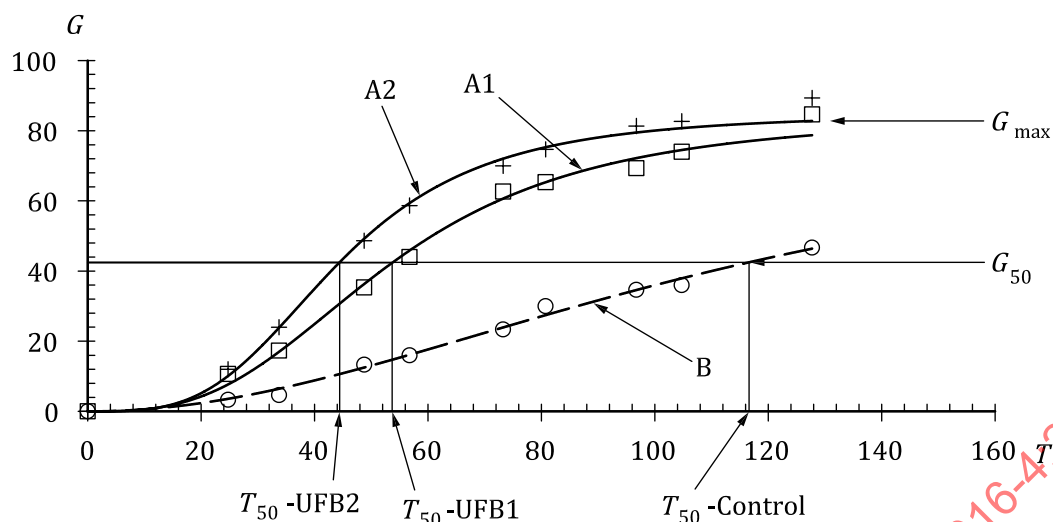


Figure 5 — Case 2: 95 % confidence intervals of T_{50} values of UFB1, UFB2 and control section

6.4 Case 3: UFB1 water results in suppression of germination comparing to UFB2 water

Contrary to the basic characteristics of UFB water in which the effect of UFB water on seed germination increases with increasing number concentration of UFB, suppression of seed germination was observed in the case of UFB1 water comparing to the case of UFB2 water as shown in Figure 6 for the seeds of the variety 'Yumesakiboshi'. Although both T_{50} -UFB1 and T_{50} -UFB2 are shorter than T_{50} -control, T_{50} -UFB1 became longer than T_{50} -UFB2 and there was a significant difference as shown in Figure 7. In this case, the number concentrations of UFB1 water and UFB2 water are $1,0 \times 10^9/\text{ml}$ and $7,4 \times 10^8/\text{ml}$, respectively. This indicates clearly the occurrence of suppression of germination in UFB1 water. In this case, it shall be chosen as an adequate UFB water of which number concentration is less than that of UFB2 but in the range of $10^8/\text{ml}$ to avoid the suppression of germination.



Key

○	data at control section
□	data at UFB1 section
+	data at UFB2 section
T	measurement time, expressed in hours
G	germination ratio, expressed in per cent
A_i	regression curve of germination ratio of seeds in UFB i water, $i = 1$ and 2
B	regression curve of germination ratio of seeds in control water
G_{\max}	point to reach the maximum germination ratio, expressed in per cent
G_{50}	point to reach 50 % of maximum germination ratio, expressed in hours
$T_{50}\text{-control}$	crossing time with G_{50} and the curve of control section, expressed in hours
$T_{50}\text{-UFB}_i$	crossing time with G_{50} and the curve of UFB i section, expressed in hours, $i = 1$ and 2

Figure 6 — Case 3: number concentrations of UFBs are in the relationships $\text{UFB1} > \text{UFB2}$ and $T_{50}\text{-UFB1} > T_{50}\text{-UFB2}$ even though both T_{50} values of UFB waters are shorter than that of control (Yumesakiboshi)

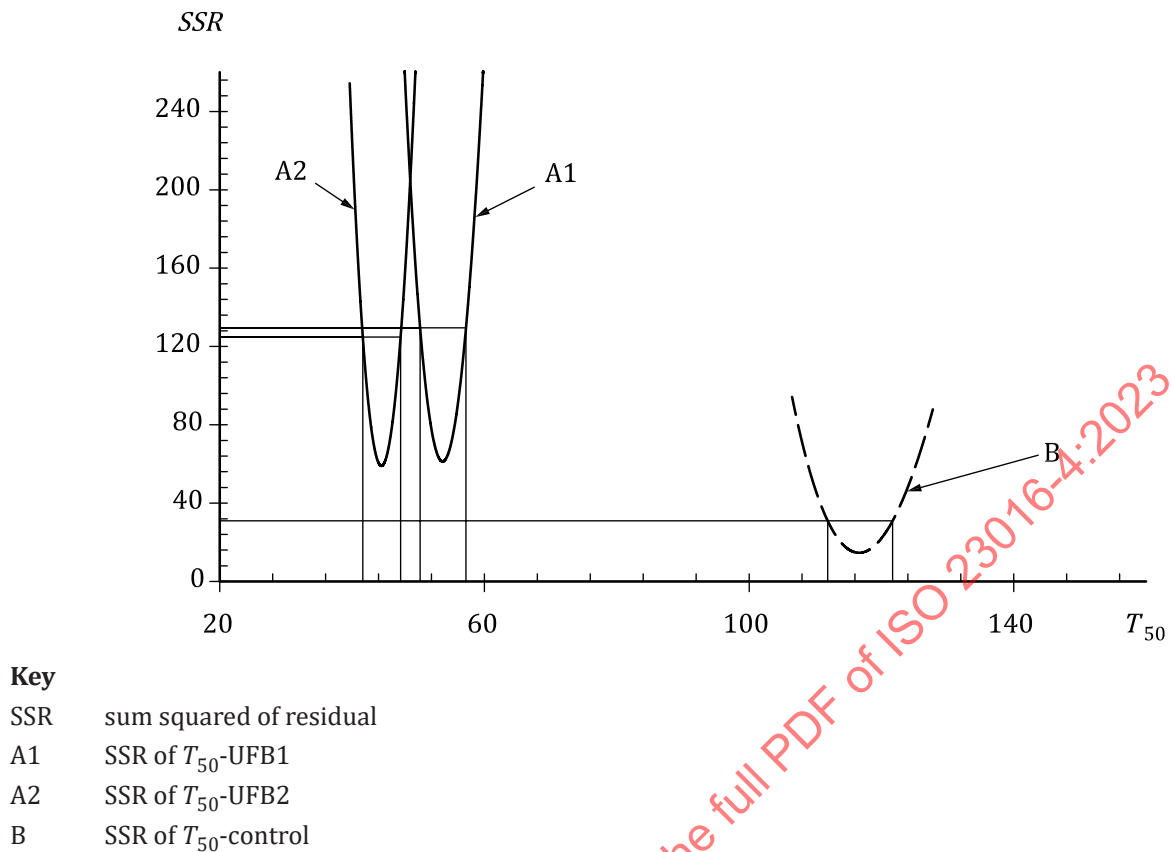


Figure 7 — Case 3: 95 % confidence intervals of T_{50} values of UFB1, UFB2 and control section

7 Test report

The test report shall contain the following information:

- test institution and test date;
- a reference to this document; i.e. ISO 23016-4:2023;
- type of seeds: naked barley [*Hordeum vulgare* L.];
- seeds' attributes: storage duration and storage temperature;
- names of test subjects; for example, "UFB water A, UFB generating system B";
- when testing a UFB generating system, operational parameters for obtaining UFB water that can be adjusted by the user;
- number of test seeds: 150 seeds for each experimental section, UFB1, UFB2 and control;
- environmental test conditions i.e. water temperature, room temperature, pH, water electrical conductivity, DO, UFB concentration value and UFB mean/mode value (values of the last two items can be based on actual measurement or from the equipment supplier's information);
- test parameters, i.e. test period, inspection interval, number of inspections;
- T_{50} value;
- any deviations from the procedure or any unusual features observed.

Annex A
(informative)

Example of measured data of UFB’s promotion effect on another variety of barley seed (Ichibanboshi) than that of ‘Yumesakiboshi’

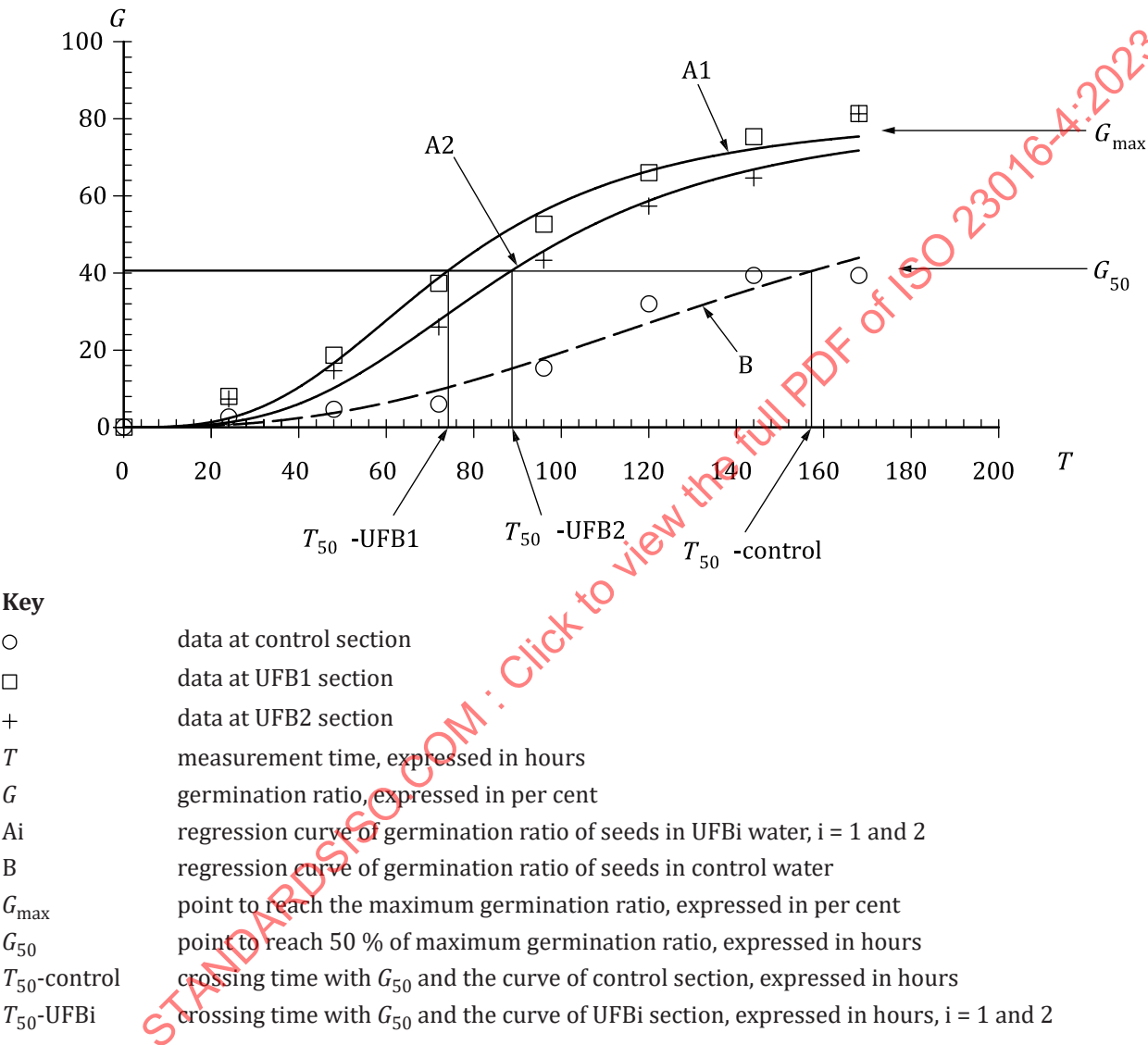


Figure A.1 — UFB’s promotion effect on germination of barley seed ‘Ichibanboshi’ increasing in response to the number concentration which is different from barley seed ‘Yumesakiboshi’ shown in [Figure 4](#)